

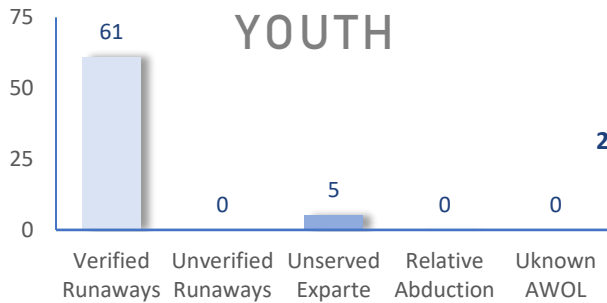
The following statistics show the status and demographics of absent Kansas foster youth and track DCF's successful recovery efforts.

## RECOVERED YOUTH

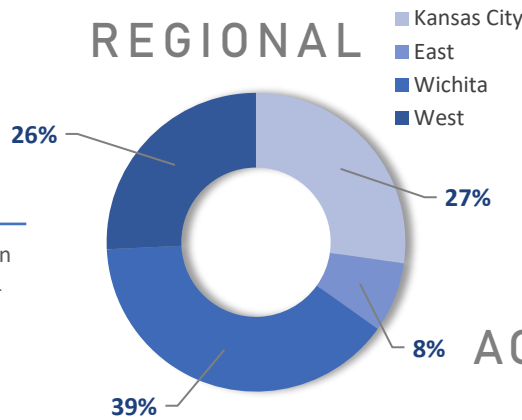


\*A youth may be recovered more than once per month.

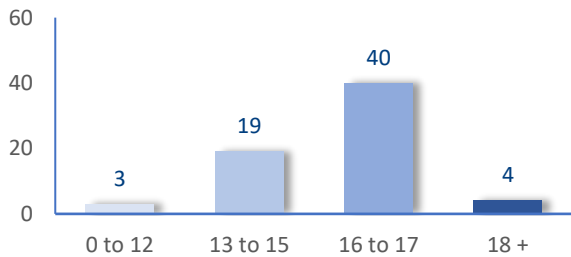
## CURRENT AWOL YOUTH



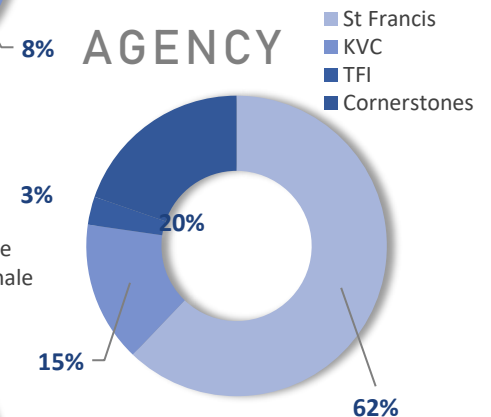
## REGIONAL



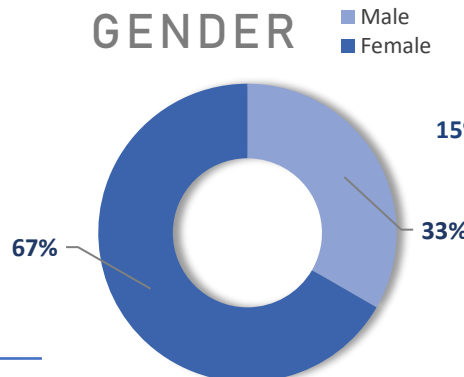
## AGE



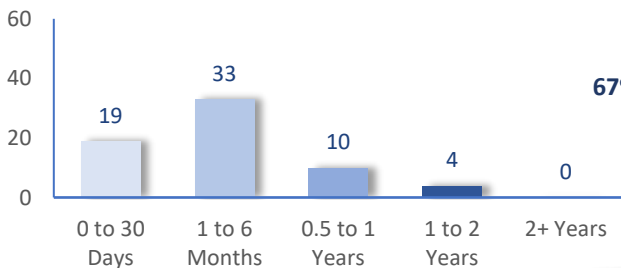
## AGENCY



## GENDER



## TIME



## DAILY AWOL YOUTH

# 2022

June		July		August		September	
DATE	# AWOL	DATE	# AWOL	DATE	# AWOL	DATE	# AWOL
1	70	1	71	1	74	1	69
2	68	5	69	2	72	2	66
3	71	6	72	3	71	3	
6	72	7	69	4	72	4	
7	74	8	67	5	72	5	
8	72	11	70	8	72	8	
9	73	12	70	9	71	9	
10	72	13	69	10	67	10	
13	70	14	67	11	64	11	
14	76	15	65	12	63	12	
15	75	18	63	15	62	15	
16	73	19	66	16	63	16	
17	74	20	66	17	63	17	
20	76	21	66	18	64	18	
21	76	22	63	19	64	19	
22	78	25	69	22	66	22	
23	69	26	69	23	68	23	
24	67	27	72	24	66	24	
27	67	28	72	25	69	25	
28	68	29	70	26	68	26	
29	72			29	69	29	
30	72			30	66	30	
				31	70	31	